CATEGORY	DESCRIPTION	P/N #
CONNECTOR	RCA Jack, 2*2Ports, R/A, T/H, Shielded,Top Screw Hole*1	RJ013R-221XX-XX0R

A5: Modify P/N #: From 2RJ22R-13163-XX To 2RJ22R-131XX-XX0R

A07: 1.Modify P/N #: From2RJ22R-131XX-XX0R To RJ013R-221XX-XX0R
2.Modify Front Cover Material: From PBT To ABS

REV.	ECN NO	DESCRIPTION	REVISED	DATE
A6	ECN080325001	Modify Color Scheme	JXM	2008.03.25
A07	ECN091201001	Modify Drawing	JXM	2009.12.01

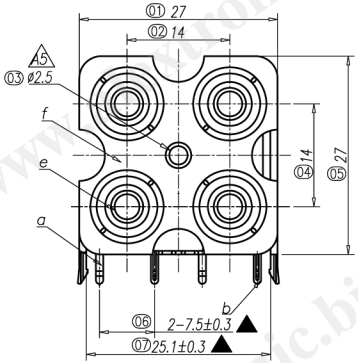

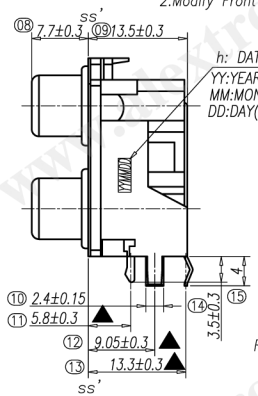

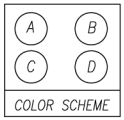

SPECIFICATION
1. Voltage and Current Rating: 12V & 1A
2. Contact resistance: 30mΩ MAX.
3. Insulation resistance: 100MΩ MIN. @ DC500V
4. Withstand voltage: 500VAC for 1min.
5. Insertion Force: 3Kgf MAX.
6. Extraction Force: 0.3Kgf MIN.
7. Withdraw Force for Center Contact: 0.08Kgf MIN. (Use a OD=3.2±0.005mm, Length=14±0.2mm Gauge Plug)
8. Terminal Strength: The terminal shall be capable of withstanding a force of 3Kgf applied in any direction for 0.5 seconds without lossing and breakdown
9. Life test: 1,500 cycles
10. Temperature Range: -25℃~70℃
11. To conform with the "QC-03-045" & "RoHS DIRECTIVE"
12. Solder heat resistance: wave soldering 260℃ 5 seconds
13. "▲" is important dimensions

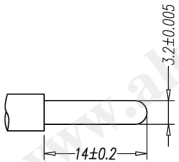

GAUGE PLUG

RJ013R-221XX-XX0R
- See Color Scheme
- Date Code

X	Date Code
0	Without
1	With

- Plating

Table 1

X	Terminal #2,3,5,6	Terminal #1,4
0	CuSn 80~120u"	CuSn 80~120u"
3	Matt. Tin 120~240u"	
1	CuSn 80~120u"	Gold Flash Plating

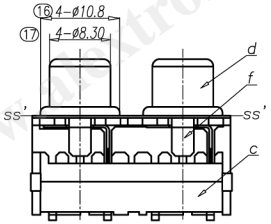

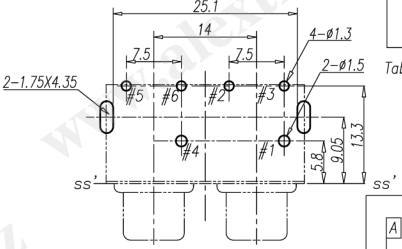

Recommend PCB Layout
(Jack Top View)
Tolerance: ±0.05mm
Recommend PCB Thickness: 1.6mm

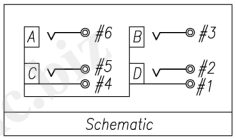

A5 A6 Color Scheme

XX	Housing	A	B	C	D
00	Black	Black	Yellow	Red	White
02	Black	Red	White	Red	White
06	Black	Blue	Red	Yellow	Green
09	Black	White	Red	Yellow	Yellow
10	Black	White	Red	White	Red
11	Black	Blue	Yellow	Red	Green
12	Black	White	White	Red	Red
15	Black	Yellow	Black	White	Red
16	Black	White	Black	Red	Yellow
18	Black	Red	Red	White	White
22	Black	Red	Blue	Yellow	Green
24	Black	Yellow	White	Yellow	Red
25	Black	Blue	Yellow	Green	Red
39	Black	Blue	Red	Orange	Green

Table 2

Color	PART NUMBER
Red	1HS-RJWASH-P1
Blue	1HS-RJWASH-P2
Green	1HS-RJWASH-P3
White	1HS-RJWASH-P4
Yellow	1HS-RJWASH-P5
Black	1HS-RJWASH-P6
Orange	1HS-RJWASH-P7

Table 3

PART NUMBER	PART NAME	Plating
1TM-RJ13S1-00	Terminal #1,4	CuSn Plating
1TM-RJ13S1-01		Gold Flash
1TM-RJ1302-00	Terminal #3,6	CuSn Plating
1TM-RJ1302-01		Matt.Tin Plating
1TM-RJ1301-00	Terminal #2,5	CuSn Plating
1TM-RJ1301-01		Matt.Tin Plating

NO.	PART NAME	Q'TY	PART NUMBER	MATERIAL	PLATING & COLOR	REMARK
h	Ink	1		Domino IR-270BK & MC-270BK	Black	
g	Front Cover	2	1HS-RJ13FC-00	ABS757 UL94-HB A07	Black	
f	Shielding	1	1SH-RJ1322-00	Brass, T=0.3mm (C2680)	CuSn 80~120u" Plating	
e	Washer	4	See Table 2	PBT4130 UL94V-0	See Color Scheme	
d	Terminal #1,4	2	See Table 3	Brass, T=0.4mm (C2680)	See Table 1	
c	Housing	1	1HS-RJ1322-00	PBT4815 UL94V-0	Black	
b	Terminal #3,6	2	See Table 3	Brass, T=0.4mm (HC2680)	See Table 1	
a	Terminal #2,5	2	See Table 3	Brass, T=0.4mm (C2680)	See Table 1	

UNLESS OTHERWISE SPECIFED TOLERANCES

DECIMALS:
X :±0.3
X.X :±0.2
X.XX :±0.1
X.XXX :±0.05

ANGLES:
X :±1°
X.X :±0.5°

Product Drawing
ALEXTRONIC

SCALE:1/1	UNIT: mm	DWG.NO:
SIZE: A3	PAGE:1 OF 1	REV:A07
		WI-061-124

APPROVED BY	CHECKED BY	PREPARED BY
WYX	Pengjie	JXM

ENGINEERING COPY

www.alextronic.biz